

Atomic Make-up of Molecules

Aim: To compare the atomic make-up of some common molecules using lolly snakes and jubes to represent atoms and to compare the physical arrangement of atoms in metals, ionic compounds and covalent molecular compounds.


Equipment:

- Lolly snakes & jubes
- Knife
- Toothpicks
- Plate


Method:

1. Gathered equipment
2. Using toothpicks and lollies, a Sodium Chloride molecule was modelled using the ball and stick model. The jubes represented the Chlorine atoms and the pieces of snake represented the Sodium atoms.
3. Using lollies and toothpicks, a water molecule was created using the space filled molecule. The jubes represented the Oxygen atoms and the snakes represented the Hydrogen atoms.
4. Using lollies and toothpicks again, graphite molecules were modelled using jubes to represent Carbon atoms.
5. Took digital images for future reference.


Results:



NaCl



Water



Graphite

Conclusion: The experiment showed how molecules can differ from others and demonstrated this graphically.

Evaluation: Overall, the experiment was very successful at demonstrating the difference. The only improvement was if the lollies were colour coded it would have been more visually inviting and easier to see the difference in the structure of the molecules.